

ANALYSIS OF ENERGY EFFICIENCY IN ELECTRIC DRIVES

Slobodan Mirchevski¹, Mikołaj Bartłomiejczyk², Štefan Hamacek³, Helena Hamacková⁴

¹Faculty of Electrical Engineering and Information Technologies, Department of Electric Drives and Electrical Measurements, University Ss. Cyril and Methodius, Karposh 2 bb. PO Box 574, 1000 Skopje

²Politechnika Gdańska, Wydział Elektrotechniki i Automatyki, Katedra Inżynierii Elektrycznej Transportu ul. Sobieskiego 7, PL 80-261 Gdańsk, Poland

³VSB – TU Ostrava, Fakulta elektrotechniky a informatiky, Katedra elektroenergetiky, 17. Listopadu 15, Ostrava Poruba, Czech Republic

⁴Univerzita Tomáše Bati ve Zlíně, Fakulta technologická náměstí T. G. Masaryka 275, 762 72 Zlín, Česká republika

¹ mirceslo@feit.ukim.edu.mk, ²mbartlom@ely.pg.gda.pl, ³stefan.hamacek@seznam.cz, ⁴helena.frolkova@klikni.cz

Abstract In this paper energy efficiency in electric drives is analysed. This factor strongly depends on energy parameters - efficiency η and power factor k (in special case $\cos \varphi$).

Keywords

Energy Efficiency, Electric Drives, Induction Motor, Efficiency, Power Factor.

1. Introduction

Energy efficiency is basis of technical systems working. The first great question of this field was DC (T. Edison's practice) or AC system (N. Tesla's invention). And normally, the system with greater possibilities (bigger power, longer distances) and evidently lower losses won. Energy efficiency is always closely related with energy crisis in the world. In the past it has been temporary event, but these days it has become continuous and global problem because of environment pollution. The name has varied from energy saving in early 80-ties, through rational use of energy in 90-ties, to (till) energy efficiency now [16], [17], [18], [19], [20]. Electric drives account for approximately 65% of the electricity consumed by EU industry. Therefore electric drives have the great energy saving potential, technical (higher) and economic (lower) [1], [2], [3], [4], [5], [6].

The efficiency of an electric drive depends on more factors, including: motor efficiency, motor speed control,

proper sizing, power supply quality, distribution losses, mechanical transmission, maintenance practices, end-use mechanical efficiency (pump, compressor, fan etc.). The energy efficiency has influence on the work of electric drive, its consumption and paying of electric energy (active, reactive), the working life etc. [21], [22], [23], [24], [25], [26].

What energy efficiency practice for? The answer is simple - because of getting high quality and cheaper products, lower production costs and reducing of global pollution.

How to realize energy efficiency in electric drives? The right way is with usage of better working machines, power converters for getting variable speed to reduce power losses and energy efficient motors.

This paper deals strongly with energy efficiency in electric drives through energy parameters - efficiency η and power factor k (in special case with ideal supply without harmonics $\cos \varphi$). In fact, efficiency and power factor are in close relation and therefore their product is also used as energy parameter. The working machine as a part of an electric drive is not treated, although it is (comprising its whole distribution ducting) with the greatest savings potential (125 billion kWh/year for EU-25, [4]). It is worth mentioning that pumps, compressors and fans are the most used loads (>60% of all installed working machines), fortunately with mainly centrifugal mechanical characteristics $n(M)$ and the greatest savings potential by using power converters with simple and cheap control system. In this paper, the attention is focused on motor speed control with saving potential of 50 billion kWh/year for EU-25 and motor losses expressed through its efficiency and power factor k with saving potential of 27 billion kWh/year for EU-25, [4].

Low voltage squirrel cage induction motor is considered as "work horse" in industry. Because of its wide,

dominant usage, over 65% in all installed drives [1], [8], [9], [20], [27] is taken into consideration.

2. Variable speed drive

Variable speed drives with help of power electronics converters are more effective way of improving drive energy efficiency with nearly double savings potential than HEM [4]. In fig. 1 the losses during starting of induction motor with one speed winding (a), Dahlander's winding for two speeds in ratio 1:2 (b) and continuous changing of speed (c), are presented [9]. It is evident utility of speed control during drive starting, braking, reversing and speed changing.

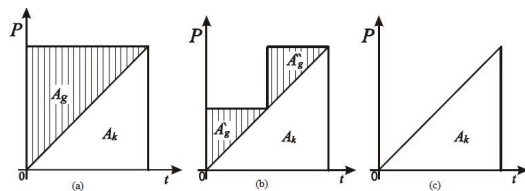


Fig. 1. Losses during starting ($M_L=0$) of IM with one speed winding (a) $\eta=0,5$; Dahlander's winding for two speeds in ratio 1:2 (b) $\eta=0,75$ and continuous changing of speed with ideal power converter neglecting losses (c) $\eta=1$, [9].

Losses during starting and counter current braking (plugging) in no load regime ($M_L=0$) are expressed with eq. (1) and eq. (2)

$$A_{Cu_{2st}} = J \frac{\omega^2}{2} \quad (1)$$

$$A_{Cu_{2br}} = 3J \frac{\omega^2}{2} \quad (2)$$

where A_{Cu2} [Ws] are copper losses in the rotor, J [kgm^2] is the moment of inertia and ω [rad/s] is the angular speed. With load the situation becomes worse. It is clear that speed changing is the right solution for reducing losses in dynamic states.

Variable speed is obtained with frequency and voltage power converters, usually of indirect type with DC circuit, called voltage source inverters (VSI). Power electronics converters are also consumers of reactive energy, because of switches nonlinearity. So, in indirect frequency converters the rectifier consumes reactive power from the grid and reactive power is generated in the circuit of the inverter and the motor, because DC circuit does not cross reactive power. The solution of these problems is in using condenser banks and filters, passive or active. However, consumption of reactive and disturbance energy (according to DIN 40110) in power converters is neglected. Objectively this consumption exists and it is approximately a few percentage of the active energy consumption, without costs for condenser banks and filters.

In fig. 2 [4] are presented conventional pumping system (a) and energy efficient pumping system (b) with their total efficiency 31% and 72%.

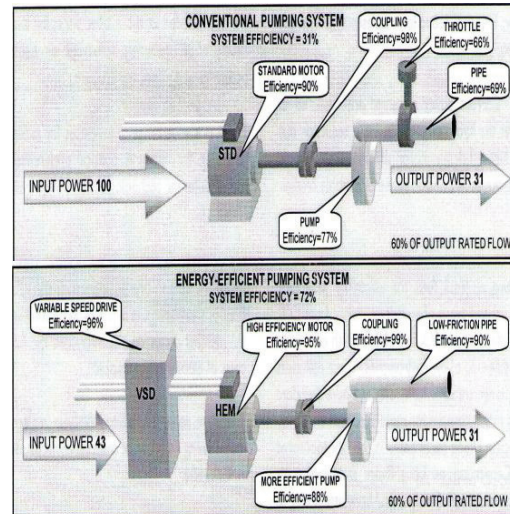


Fig. 2. Conventional pumping system 31% (a); Energy-efficient pumping system 72% (b), [4].

The greater initial investment is covered in short period with evident energy saving possibilities [18], [19], [20], [21], [22], [23], [24], [25], [26], [30].

3. Induction motor

The low voltage induction squirrel cage motor is superior to other types of motors because of its good technical characteristics (torque, current, overloading), smaller dimensions and mass, so as lower price. In the power range up to a 100 kW it is a serial product and standards already define the categories of motors with respect to their efficiency [7], [8], [27], [28], [31].

3.2. Efficiency η

The concept for increasing the efficiency of the motor is to reduce power losses and at the same time achieve all other required characteristics of the machine. The tendencies are directed towards standardization of the values of efficiency required in advance. The efficiency of electric motors can be improved by: a) Reducing the losses in the windings, which is done by increasing the cross-sectional area of the conductor or by improving the winding technique to reduce the length; b) Using better magnetic steel; c) Improving the aerodynamics of the motor; d) Improving manufacturing tolerances. Assuming that we have applied all the knowledge in machine design to reduce power losses in an induction motor (sizing of the air-gap, shape and number of slots, magnetic wedges, optimal choice of the cooling fan, squirrel-cage made of copper instead of aluminium etc.), the possibility of further reduction of losses is by increasing the motor size within reasonable limits (motor frame size, shaft height). Using the scaling laws for design of electric machines [8], [9], the equation for efficiency η can be obtained

$$\eta = \frac{P}{P + k_{Cu1} a^{(2n-5)} + k_{Fe1} a^{(3-2n)} + P_{meh} + P_{dod}} \quad (3)$$

where P is the rated mechanical shaft power and P_g are the total losses in the motor which consist of the stator and rotor copper losses P_{Cu} , the iron losses P_{Fe} , the friction and windage losses P_{meh} and the additional losses $P_{dod} = 0,005 P_1$ (P_1 is the electric power input from the grid) which are the four addends in the denominator of eq. 3. It is assumed that mechanical losses due to friction and windage will not change significantly due to increased dimensions.

The variation of efficiency is a function of changes of linear dimensions a (max 2) and of the exponent n (0-2), according to scaling laws for specific magnetic load $B=(0,4-1,2)$ [T] and specific electric load $\Gamma < 3 \cdot 10^6$ [A/mm²]. Let assume that we have induction motor with following ratings 22 kW, 380 V, 50 Hz, $2p = 2$, $P_{Fe} = 597$ W, $P_{Cu} = 1098$ W, $P_{meh} = 870$ W, $P_{dod} = 110$ W. Using eq. (3) we can obtain the curves in fig. 3 which showing efficiency η as a function of changes of linear dimensions a and of the parameter n for the motor.

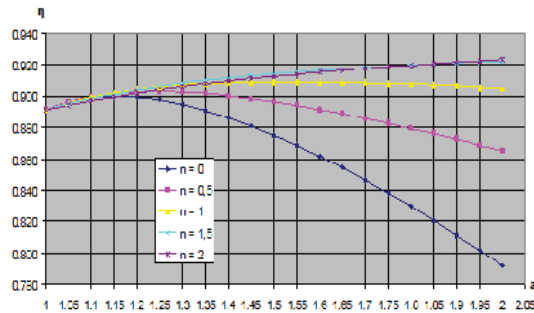


Fig. 3. Family of curves showing efficiency η as a function of changes of linear dimensions a and of the parameter n for the motor.

The electric energy saved due to increased efficiency of an electric motor can be calculated from

$$\Delta W_{year} = P_r t_r \left(\frac{1}{\eta_n} - \frac{1}{\eta_v} \right) \text{ kWh} \quad (4)$$

where ΔW_{year} is the annual energy savings in kWh, P_r is the actual power load in kW, t_r is the number of operating hours per year, η_n is the lower efficiency of the motor and η_v is the higher efficiency.

Let us consider a realistic case with presented motor. If dimensions are increased by 25 % ($a = 1,25$), in fig. 3 is shown that the efficiency can be increased at maximum from 0,89159 to 0,90611, i.e. by 1,452 %. The annual energy savings thus obtained is 2016,6 kWh. If the exploitation period of the motor is 20 years, the total energy savings equals 40332 kWh. If the average price of electric energy is 0,05 EUR/kWh, the annual savings amounts to 100,83 EUR, and during exploitation period of 20 years it equals 2016,6 EUR.

Motors with improved efficiency are called "High Efficiency Motors" or HEM. Three energy efficiency classes are proposed, fig. 4, [1], [3], [7], [8], [11], [12], [13], [27], [28], [31]. The fourth class IE4 - Super

Premium as informative is also proposed. It is clear that better efficiency is result of greater dimensions (eq. 3) and therefore the price of HEM is greater. The range of payback on individual motors is between several months and several years [4].

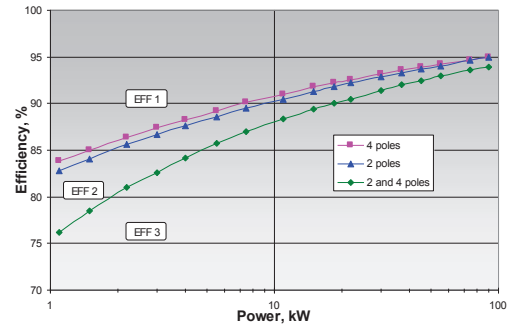


Fig. 4. Efficiency of induction motors according to EuroDEEM classification

In [29] the impact of different lubrication oils on electric motor energy consumption is given.

In [32] possibilities for enhancing reliability and efficiency are considered.

3.2. Power factor k

Reactive power is necessary for induction motor because of magnetization and maintaining the alternating magnetic field. Power factor is the ratio $k = P[\text{kW}]/S[\text{kVA}]$ and it is different from $\cos \varphi$ because of harmonics. The equality is only for ideal sinusoidal supply or $\cos \varphi$ relates to basic harmonic. In fig. 5 a) and b) are presented $\cos \varphi(P)$ for $2p = 2, 4, 6$ and $P = (0-90)$ [kW] for induction motors according [11] and [15]. In the table 1 the values of $\cos \varphi$ for different powers of catalogue and speeds of 3000 [min⁻¹], 1500 [min⁻¹] and 1000 [min⁻¹] are shown. Power factor k depends on ratio $\mu = Q[\text{kVar}]/P[\text{kW}]$, which is better to be lower [10].

$$\mu = Q/P = gp/D \quad (5)$$

Table 1. Values of $\cos \varphi$ in function of power for different speeds (1 - ABB; 2 - SIEMENS)

$n[\text{min}^{-1}] / P[\text{kW}]$	1.1	3	5.5	11	15	22	30	45	55	75	90
3000	0.85	0.86	0.88	0.88	0.90	0.89	0.88	0.88	0.89	0.88	0.90
1500	0.84	0.85	0.84	0.85	0.85	0.88	0.89	0.90	0.91	0.90	0.91
1000	0.78	0.82	0.84	0.83	0.84	0.85	0.84	0.83	0.85	0.85	0.86
	0.81	0.80	0.81	0.84	0.84	0.84	0.85	0.87	0.87	0.86	0.86
	0.73	0.77	0.78	0.78	0.78	0.81	0.83	0.84	0.84	0.82	0.84
	0.75	0.75	0.74	0.74	0.83	0.83	0.85	0.86	0.86	0.86	0.86

where g [m] is air gap between stator and rotor, p is number of pair poles and D [m] is diameter of the stator. It is clear that machines with greater power and greater speed have greater power factor (fig.5).

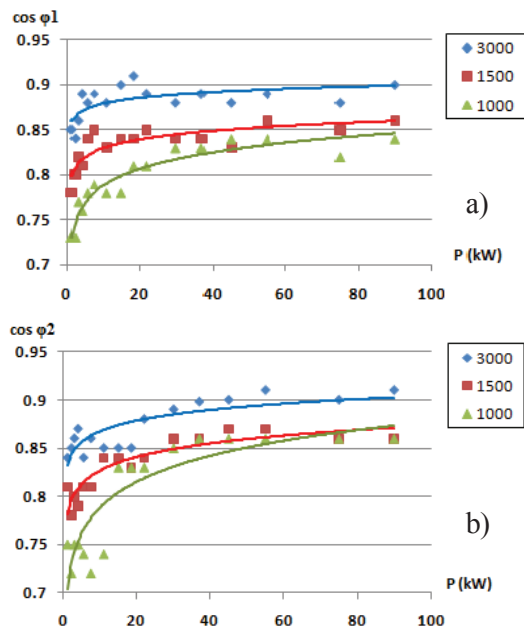


Figure 5. Power factor ($\cos \varphi$) of fully loaded IM in function of power for different speeds; 1/a - ABB, 2/b - SIEMENS

It should be noted that power factor is mainly less than 0,9. It means that condenser banks are needed or reactive energy must be paid. In any case, there are certainly costs for reactive energy.

5. Conclusion

The cost of electric energy during the exploitation period of the motor can be from 100 to 200 larger than the price of the motor [8].

Reactive and disturbance energy cannot be neglected in considerations in energy efficiency, as it is usually done.

Electric drives have great saving potential with total 202 billion kWh/year, equivalent to a reduction of 10 billion EUR per year in operating costs for industry. It would also create the following additional benefits:

- a saving of 5-10 billion EUR per year in operation costs for industry through reduced maintenance and improved operations (EU-25),
- a saving of 6 billion EUR per year in reduced environmental costs (EU-25),
- a reduction of 100 million tonne of CO₂ equivalent emissions, or approximately 30% of the EU's Kyoto target of 336 million CO₂ eq. (EU-25),
- a 45 GW reduction in the need for new power plant over the next 20 years (EU-25),
- a 6% reduction in EU's energy imports (EU-25), [4].

To achieve this a 4 year (2008-2012) package of measures is suggested, investing 400 million EUR in the electric drives market [4].

The package of measures should include stimulation of industry through national governments solutions and financial support for wide education and training possibilities in universities and industry.

5. Acknowledgements

This paper has been elaborated in the framework of the project Opportunity for young researchers, reg. no. CZ.1.07/2.3.00/30.0016, supported by Operational Programme Education for Competitiveness and co-financed by the European Social Fund and the state budget of the Czech Republic, project SP2013/47 and project MSMT KONTAKT II: LH1125 - Investigation of the ground current fields around the electrified lines.

6. REFERENCES

- [1] Anibal de Almeida, Paolo Bertoldi, Werner Leonhard (Editors), *Energy Efficiency Improvements in Electric Motors and Drives*, Springer-Verlag Berlin, Heidelberg, 1997.
- [2] Energy Efficiency, ABB Review, 2/2007.
- [3] <http://energyefficiency.jrc.cec.eu.int/eurodeem/index.htm>
- [4] <http://re.jrc.ec.europa.eu/energyefficiency/motorchallenge/index.htm>
- [5] <http://www.gefweb.org>
- [6] <http://www.cda.org.uk/megab2/elecapps/casestud/index.htm>
- [7] Miloje M. Kostic, *Efficiency Classes Induction Motors and Saving Energy*, (invited paper IP4-1), 14-th International Symposium on Power Electronics Ee 2007, Novi Sad, Serbia, 7-9 November, 2007.
- [8] Drago Ban, Damir Zarko, Slobodan Mircevski, *State of the Art and Tendency for Increased Power Efficiency of Electric Machines and Drives*, 6-th Conference of Mako CIGRE, Ohrid, Macedonia, 4-6 October, 2009.
- [9] Berislav Jurkovic, *Electric Drives*, School Book, Zagreb, 1987 (3-rd ed. in Croatian).
- [10] Leonid Geiler, *Basic Electric Drives*, Minsk, 1972 (in Russian).
- [11] Catalogue ABB, *BU/Process performance motors*, GB 09-2003.
- [12] <http://www.abb.com/motors&drives>
- [13] <http://online.abb.com/motors&drives>
- [14] Katalog M 11 SIEMENS, *Drehstrom-Niederspannungsmotoren Kaffiglaufmotoren*, 1994/95.
- [15] <http://www.siemens.com/motors>
- [16] T. D. Jakimov, S. Mircevski, *The influence of voltage reducing on the on the work of drives with induction motors*, II conference Electric Drives, Trogir, 24-26 april, 1984 (pp. 331-340, in Serbian).
- [17] S. Mircevski, R. Ackovski, *Determination of satisfactory power factor for under loaded electric drives with induction motors*, III conference Electric Drives, Dubrovnik, 22-24 april, 1986 (pp. 419-425, in Serbian).
- [18] S. Mircevski, G. Arsov, D. Manov, M. Sarevski, Z. Andonov, G. Rafajlovski, D. Andonov, *Rational use of electric energy in AC drives*, (invited paper), 8-th Ee'95 (pp. 45-53), Novi Sad, Yugoslavia, September 27-29, 1995.
- [19] S. Mircevski, Z. Kostic, *Energy saving possibilities with pump's AC adjustable speed drives*, Proceedings of the IASTED international conference High technology in the power industry, Banff, Canada, 6-8 June, 1996 (pp. 164-167).

-
- [20] S. Mircevski, D. Manov, G. Arsov, M. Sarevski, D. Andonov, G. Rafajlovski, Z. Andonov, *Rational use of electric energy in AC drives* (3 years scientific investigation project financed of the R. Macedonia Ministry for education and science), 1994-96.
- [21] F. Saracevic, D. Miceski, A. Buckovski, Z. Andonov, S. Mircevski, Z. Kostic, *Rational usage of electrical energy in pump drives*, 6-th International Cultural and Academic Meeting of Engineering Students (ICAMES) Proceedings, Bogazici University, Istanbul, Turkey, 13-20 may, 2000 (pp.178-185).
- [22] The European Motor Challenge Programme, *Drives Module*, Brussels, 2003.
- [23] The European Motor Challenge Programme, *Pumping Systems Module*, Brussels, 2003.
- [24] The European Motor Challenge Programme, *Fan Systems Module*, Brussels, 2003.
- [25] The European Motor Challenge Programme, *Compressed Air Systems Module*, Brussels, 2003.
- [26]
- [27] The European Motor Challenge Programme, *Active Systems for Refrigeration and Cooling Module*, Brussels, 2003.
- [28] A. Bonnet, Ch. Yung, *Increased Efficiency Versus Increased Reliability*, IEEE Industry Applications Magazine, January/February 2008, Vol. 14, No. 1 (pp. 29-36).
- [29] J. F. Fuchsloch, W. R. Finley, R. W. Walter, *The Next Generation Motor*, IEEE Industry Applications Magazine, January/February 2008, Vol. 14, No. 1 (pp. 37-46).
- [30] B. D. Evans, J. Crissman, J. Gobert, *Test Results for Energy Savings*, IEEE Industry Applications Magazine, January/February 2008, Vol. 14, No. 1 (pp. 44-49).
- [31] B. Lockley, B. Wood, R. Paes, F. De Winter, *Standard 1566 for (Un)Familiar Hands*, IEEE Industry Applications Magazine, January/February 2008, Vol. 14, No. 1 (pp. 21-28).
- [32] W.R. Finley, B. Veerkamp, D. Gehring, Ph. Hanna, *Improving Motor Efficiency Levels Globally*, IEEE Industry Applications Magazine, January/February 2009, Vol. 15, No. 1 (pp. 39-49).
- [33] Ch. Yung, *Tips for Improving Motor Efficiency*, IEEE Industry Applications Magazine, November/December 2007, Vol. 13, No. 6 (pp. 12-20).